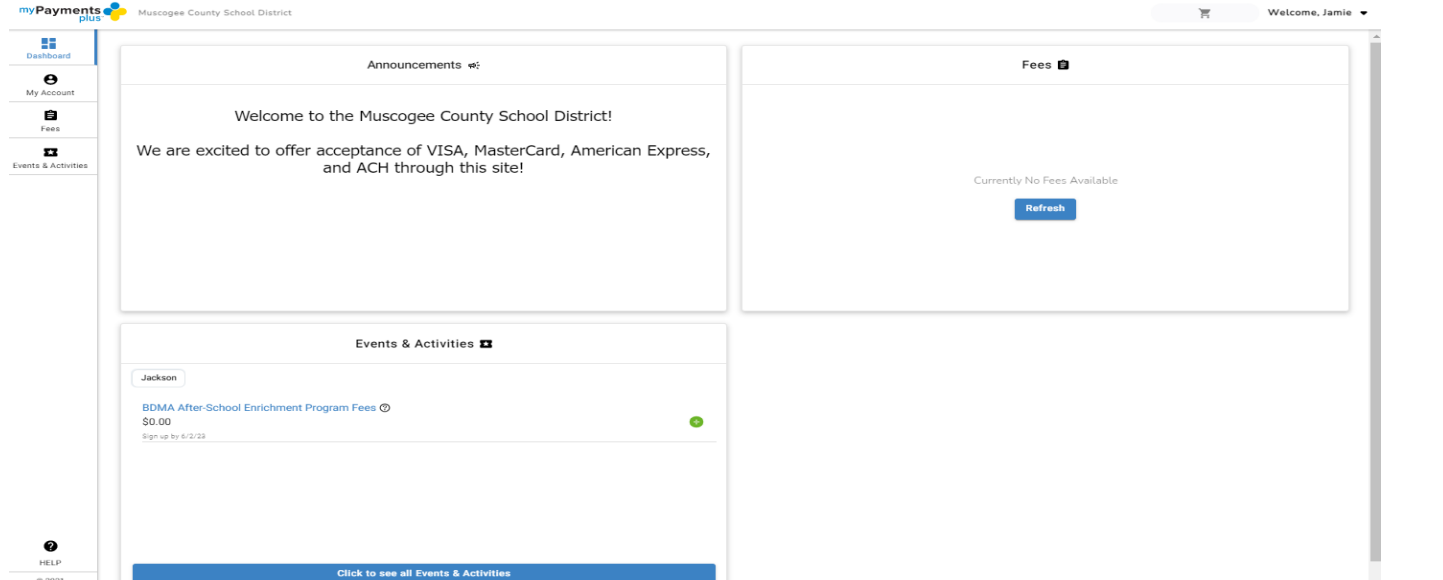
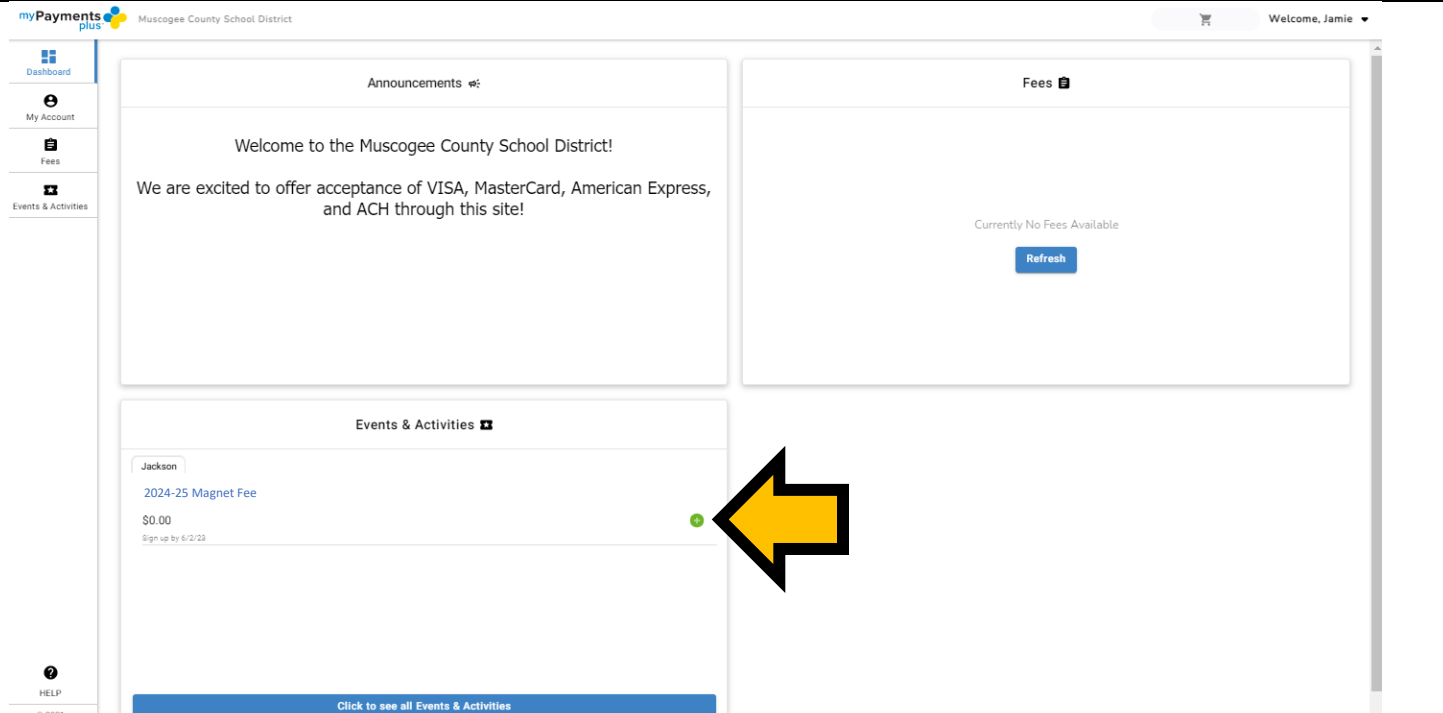
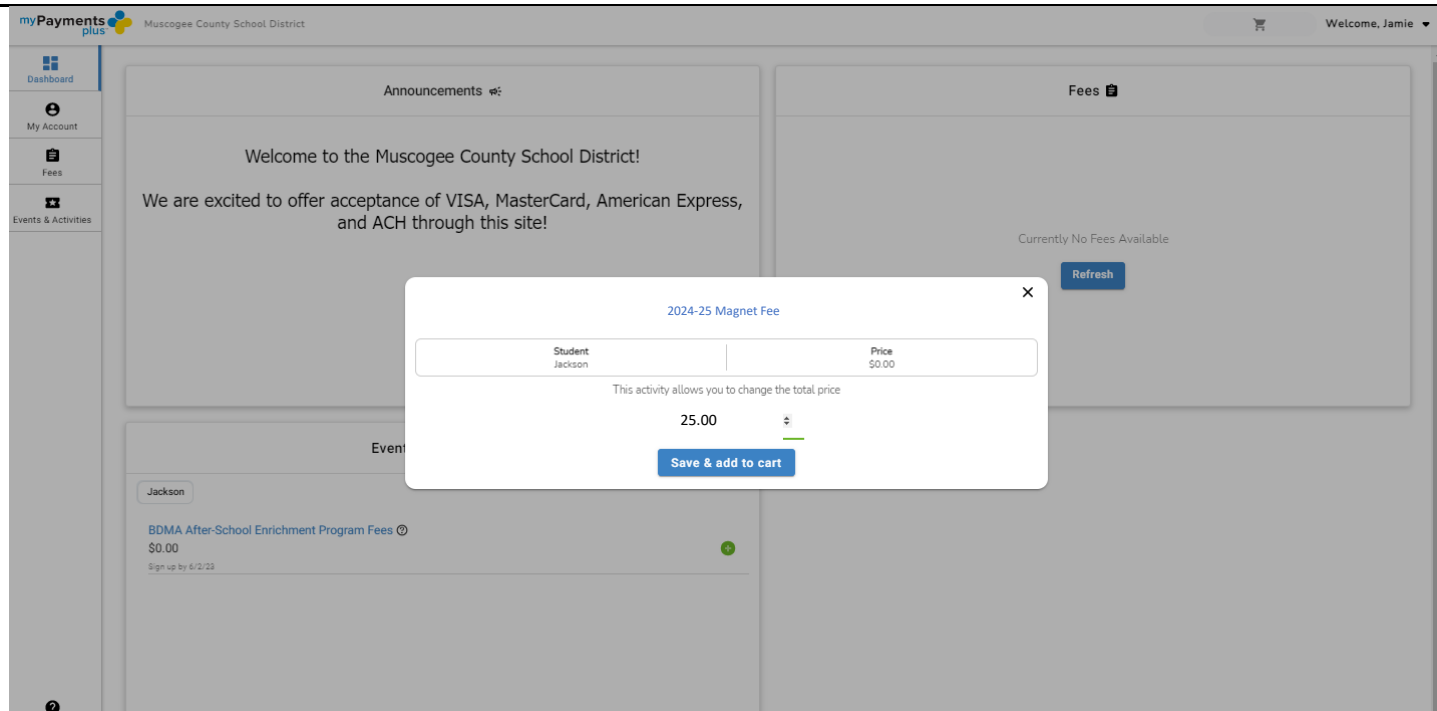


HOW TO USE 'MY PAYMENTS PLUS'

<p>1. When you log into the program, you will see your dashboard screen to the right.</p>	 <p>The screenshot shows the 'myPayments plus' dashboard for Muscogee County School District. The top navigation bar includes 'Dashboard', 'My Account', 'Fees', and 'Events & Activities'. The main content area is divided into three sections: 'Announcements' with a welcome message and payment options; 'Fees' showing 'Currently No Fees Available' with a 'Refresh' button; and 'Events & Activities' listing 'BDMA After-School Enrichment Program Fees' for \$0.00 with a green plus sign icon.</p>
<p>2. Once you arrive at the screen above, click on the green plus sign beside 2024-25 Magnet Fee.</p>	 <p>This screenshot is identical to the one above, but with a large yellow arrow pointing to the green plus sign icon next to the '2024-25 Magnet Fee' entry in the 'Events & Activities' section.</p>

3. After clicking on the green plus sign above, you will arrive at this screen. The \$25 amount for each child will be added to your cart when you 'save & add to cart'.



4. Now, you will go to the top right-hand corner of the screen and checkout by clicking on your shopping cart. When you click on shopping cart, you will go to the bottom of the screen to 'proceed to checkout'. You will checkout using a credit card from there. Mrs. Overway will receive an email notification that you have paid and will mark you off the list. 😊